

≡ AXESS TRADING

TOILET GRABRAIL & BACKREST COMBO



Toilet Grabrail Combo

The Eisegrip® accessible toilet backrest is a premium Australian made product designed to satisfy all the requirements of Australian Standard 1428.1-2009 (Design for Access and Mobility) and the access provisions of the Building Code of Australia 2011.

Successful results will depend on carefully engineered walls, allowing for adequate blocking within the walls for the fitting of toilet backrests and grab rails.



WC back support gets the green light.



Features

- This accessible design allows disabled people full wheel chair access to the toilet compartment circulation space in accordance with AS1428.1-2009.
- Suitable for Left-hand or Right-hand transfer.
- Backrest moulding is fully washable for long term service.
- The curved shape and solid mounting provides a comfortable and dignified environment for the user.
- Electro polished stainless steel structure for long term service
- Can be used for toilets that have wall mounted cisterns as well as in wall mounted cisterns where grab rails have to be installed behind the toilet pan.
- Each backrest package includes an installation diagram highlighting critical measurements with compliance to AS1428.1-2009.

Technical data is available at www.axesstrading.com.au.

- Engineers report for pull out forces
- Laboratory test report
- REVIT model file for architectural modeling
- Cad drawings

Toilet Grabrail Combo



90° BEND TOILET GRABRAIL COMBO

TYPE T14COMBO



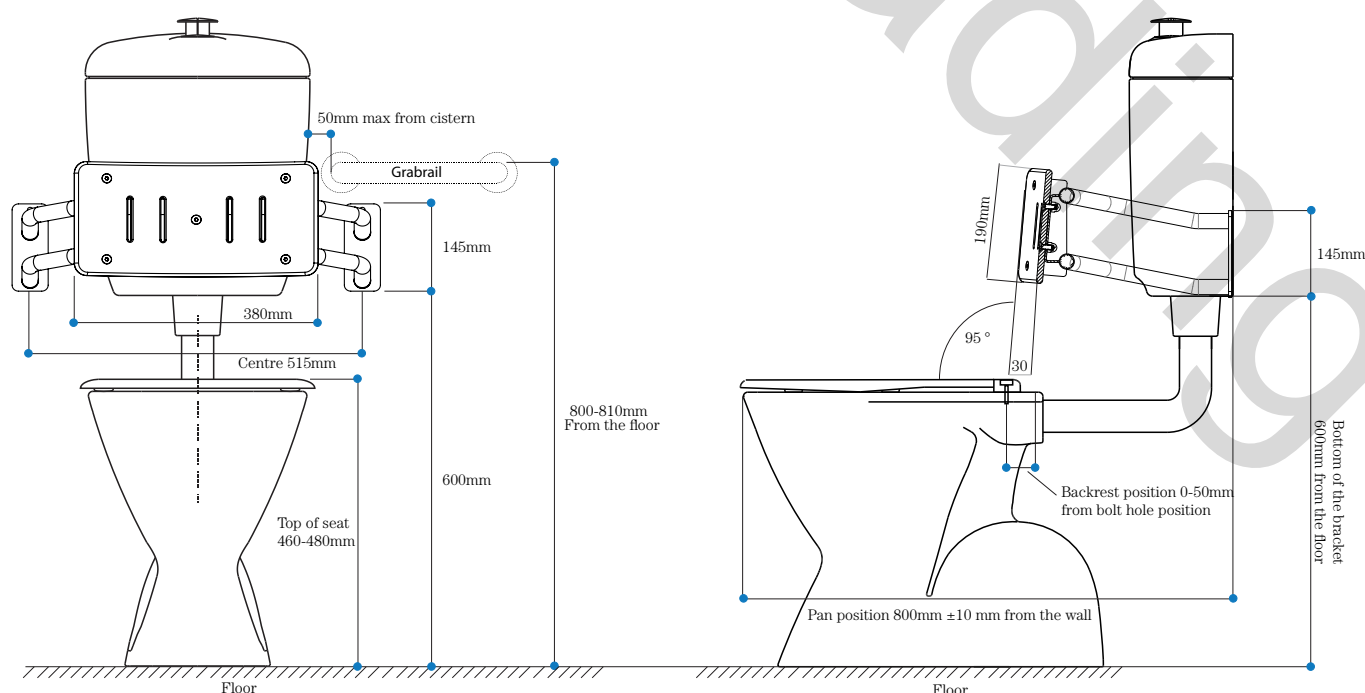
| Code | Description | |
|---|-----------------|---------------|
| EGT14.20CB800 | As Shown (Left) | 950mm x 600mm |
| EGT14.21CB800 | Opposite Hand | 950mm x 600mm |
| Includes Toilet Grabrail, 300mm Grabrail and Backrest | | |

40° BEND TOILET GRABRAIL COMBO

TYPE T20 COMBO



| Code | Description | |
|---|-----------------|---------------|
| EGT20.10CB800 | As Shown (Left) | 850mm x 700mm |
| EGT20.11CB800 | Opposite Hand | 850mm x 700mm |
| Includes Toilet Grabrail, 300mm Grabrail and Backrest | | |



Compliant with AS1428.1-2009, if installed as per the provisions of the standard

Toilet Grabrail Combo



Features

- This accessible design allows disabled people full wheel chair access to the toilet compartment circulation space in accordance with AS1428.1-2009.
- Detacheable side grab rail can be used LH or RH
- Suitable for Left-hand or Right-hand transfer.
- Backrest moulding is fully washable for long term service.
- Each backrest package includes an installation diagram highlighting critical measurements

Toilet Grabrail Combo



90° BEND TOILET GRABRAIL COMBO

TYPE T14COMBO



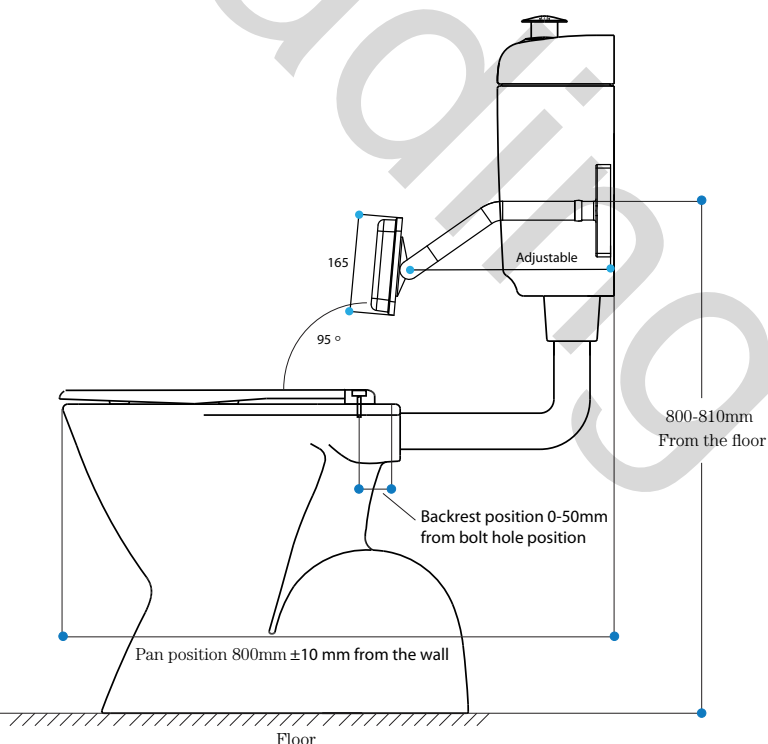
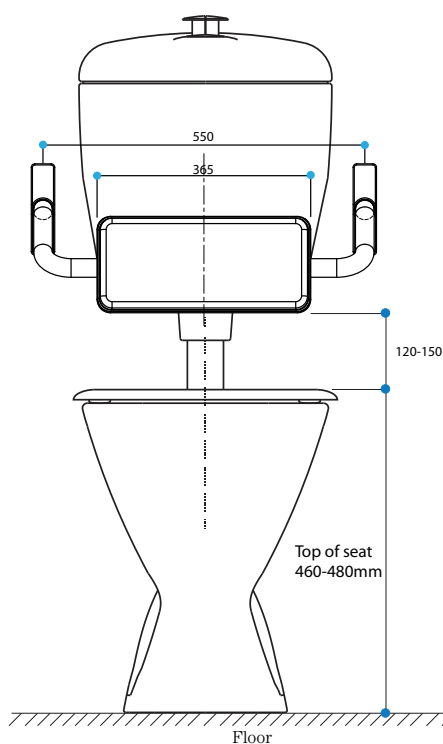
| Code | Description | |
|---|-----------------|---------------|
| EGT14.20CB750 | As Shown (Left) | 950mm x 600mm |
| EGT14.21CB750 | Opposite Hand | 950mm x 600mm |
| Includes Toilet Grabrail, 300mm Grabrail and Backrest | | |

40° BEND TOILET GRABRAIL COMBO

TYPE T20 COMBO



| Code | Description | |
|---|-----------------|---------------|
| EGT20.10CB750 | As Shown (Left) | 850mm x 700mm |
| EGT20.11CB750 | Opposite Hand | 850mm x 700mm |
| Includes Toilet Grabrail, 300mm Grabrail and Backrest | | |



Contact Axess Trading Customer Service

New South Wales
Phone: 1300 720 672

Victoria
Phone: 1300 138 086

www.axesstrading.com.au

