



### DESCRIPTION

Stainless Steel Bath Grabrails for general use.  
Manufactured to Comply with AS1428.1-2009

### SPECIFICATION

Material	Stainless Steel 304 grade
Tube Diameter	32mm
Wall Thickness	1.2mm
Finish	Satin Stainless
Mounting	Stainless Steel 76mmØ concealed flange Multiple fixing holes Exposed Fixings available on request

### FINISHES

Satin finish

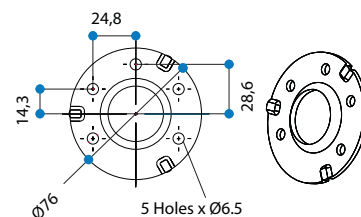
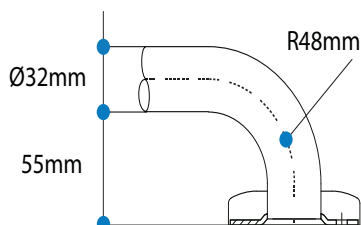
### FASTENERS (supplied with each grabrail)

Stainless Steel 304 Grade  
#10 X 50mm Pan Head Philips Drive Screws

Designed for the safety, security and convenience of the physically disabled.  
Easy to install on most building surfaces.



### Standard Grabrail TIG Welded Fixing Flange



### INSTALLATION INSTRUCTIONS

#### Recommended Installation Height

To comply with Australian Standards AS 1428.1-2009, horizontal grabrails must be fastened a distance of 800-810mm from the floor (Measured to the top of the rail).

Careful planning is required to prepare the wall structures or to investigate the soundness of any existing substrates, followed by selecting the most suitable fixings for the conditions. The fastenings should be able to withstand a force of 1100N at any point from any direction.

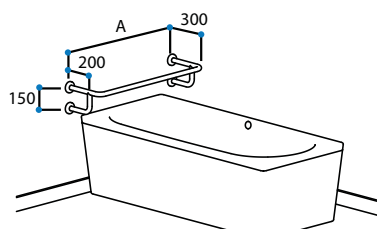
It is recommended that suitably qualified persons, carry out installation and reference to Australian Standard requirements should be made to ensure the installation complies with all requirements.

### WARRANTY

Axess Trading Products as described in the heading, are guaranteed to be free from defective materials and workmanship for a period of 5 years from the date of purchase, subject to the product being used for the purpose for which it was designed.

Under this warranty, products returned to Axess Trading will be repaired or replaced at no extra charge to the purchaser. Please contact us for our complete warranty certificate.

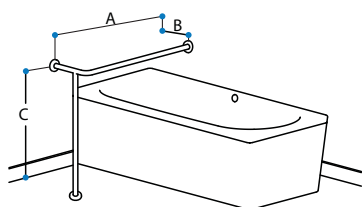
### PRODUCTS AVAILABLE



#### BATH GRABRAIL

#### TYPE B3

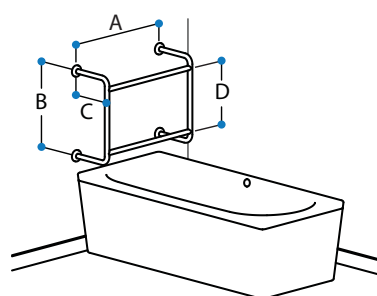
Code	Description
EGB3.10.SC	A:800mm



#### BATH GRABRAIL WITH FLOOR SUPPORT

#### TYPE B4

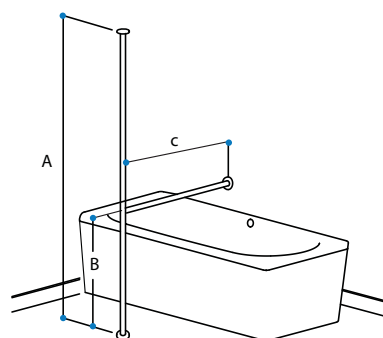
Code	Description
EGB4.10.SC	A:900mm B:300mm C:800mm



#### BATH GRABRAIL DOUBLE RAIL

#### TYPE B5

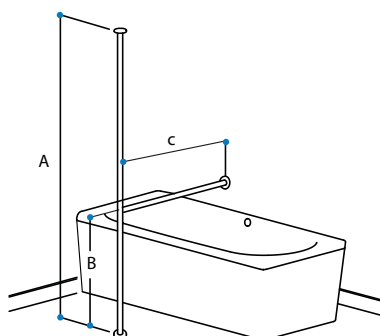
Code	Description
EGB5.10.SC	A:800mm B:600mm C:300mm D:450mm



#### FLOOR TO CEILING GRAB BAR

#### TYPE B6

Code	Description
EGB6.10.SC	Custom Length



#### FLOOR TO CEILING GRAB BAR WITH CROSS BAR TYPE B7

Code	Description
EGB7.10.SC	Custom Length