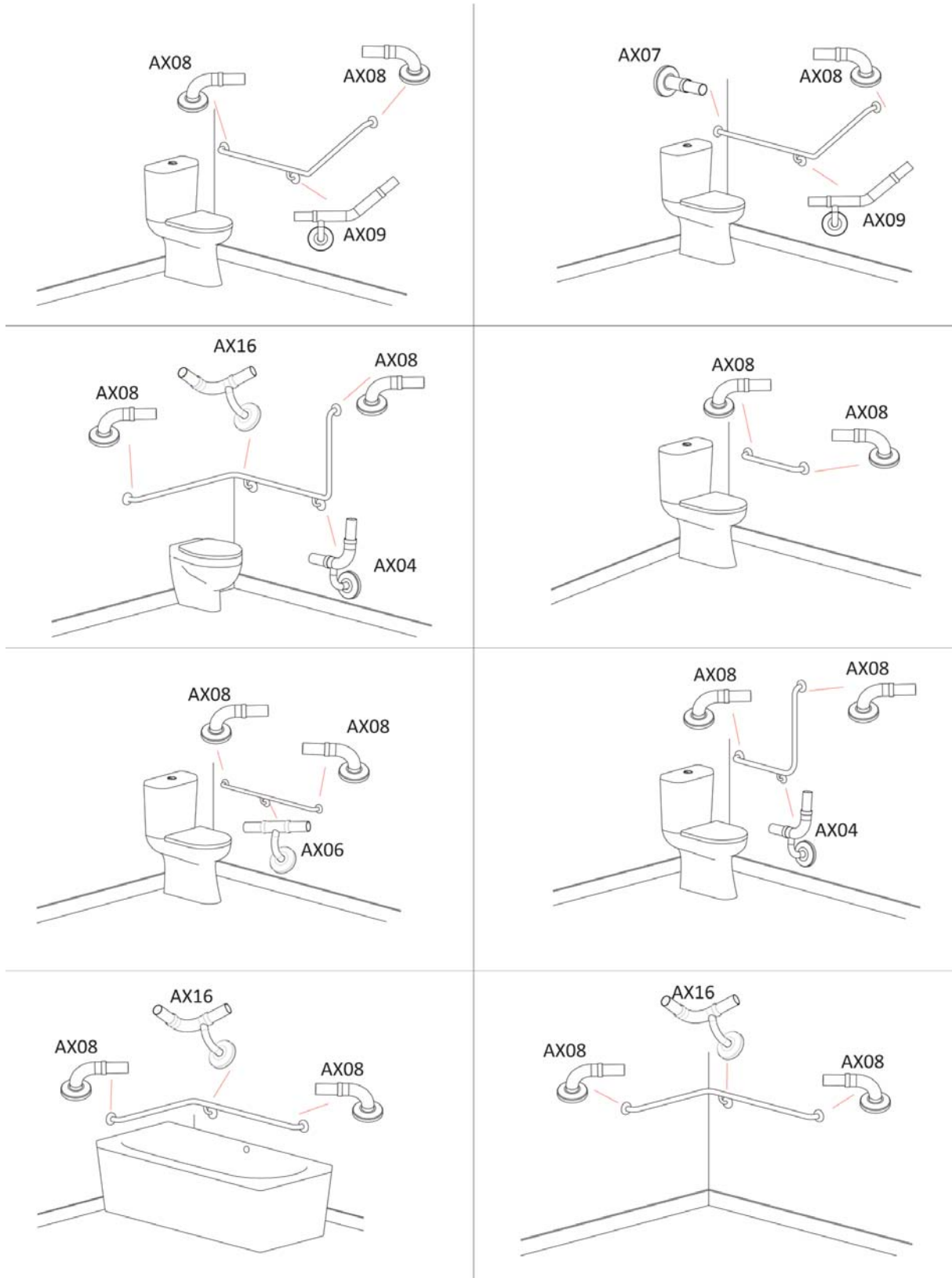


Some Popular Assembly Options



DESCRIPTION

Stainless Steel Modular Grabrail System for general use.
Manufactured to Comply with AS1428.1-2009

SPECIFICATION

Material	Stainless Steel 304 grade
Tube Diameter	32mm
Wall Thickness	1.2mm
Mounting	Stainless Steel 76mm \varnothing concealed flange Multiple fixing holes

FINISHES

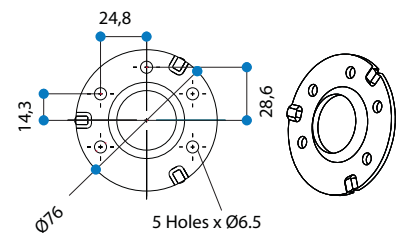
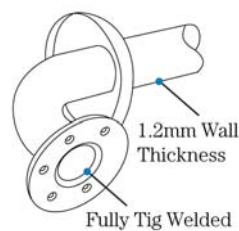
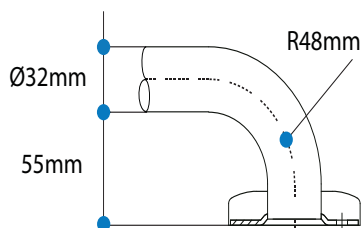
Brushed Satin finish
Powder coated finish
Firm grip finish (Tube only)

FASTENERS (supplied with each rail)

Stainless Steel 304 Grade
12 gauge pan head Philips drive self tapping screw x 50mm
with wall anchors
These fasteners may not be suitable for all substrates

Designed for the safety, security and convenience of the physically disabled.
Easy to install on most building surfaces.

Standard Grabrail Bend with TIG Welded Fixing Flange





STRAIGHT END - CONCEALED FLANGE

Code	Description
AX07	Satin
AX07AI	Almond Ivory
AX07W	White



ELBOW END - CONCEALED FLANGE (PAIR)

Code	Description
AX08	Satin
AX08AI	Almond Ivory
AX08W	White



CORNER ELBOW END (PAIR)

Code	Description
AX15	Satin
AX15AI	Almond Ivory
AX15W	White



ELBOW END - SINGLE HOLE FLANGE (PAIR)

Code	Description
AX26	Satin
AX26AI	Almond Ivory
AX26W	White



ELBOW END - NARROW FLANGE (PAIR)

Code	Description
AX27	Satin
AX27AI	Almond Ivory
AX27W	White



90° BEND

Code	Description
AX01	Satin
AX01AI	Almond Ivory
AX01W	White



40° BEND

Code	Description
AX02	Satin
AX02AI	Almond Ivory
AX02W	White



T PIECE

Code	Description
AX05	Satin
AX05AI	Almond Ivory
AX05W	White



STRAIGHT JOINER SUPPORT

Code	Description
AX06	Satin
AX06AI	Almond Ivory
AX06W	White



90° ELBOW HORIZONTAL SUPPORT RH

Code	Description
AX03	Satin
AX03AI	Almond Ivory
AX03W	White



90° ELBOW HORIZONTAL SUPPORT LH

Code	Description
AX16	Satin
AX16AI	Almond Ivory
AX16W	White



90° INNER CORNER SUPPORT

Code	Description
AX10	Satin
AX10AI	Almond Ivory
AX10W	White



90° ELBOW VERTICAL SUPPORT RH

Code	Description
AX04	Satin
AX04AI	Almond Ivory
AX04W	White



90° ELBOW VERTICAL SUPPORT LH

Code	Description
AX17	Satin
AX17AI	Almond Ivory
AX17W	White



40° BEND SUPPORT RH

Code	Description
AX09	Satin
AX09AI	Almond Ivory
AX09W	White



40° BEND SUPPORT LH

Code	Description
AX18	Satin
AX18AI	Almond Ivory
AX18W	White



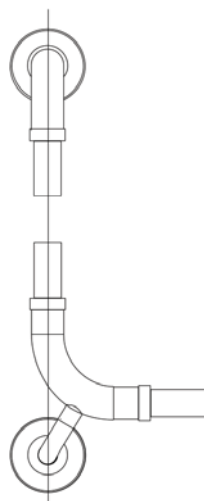
90° ELBOW VERTICAL SUPPORT FOR STUD LINE RH

Code	Description
AX19	Satin
AX19AI	Almond Ivory
AX19W	White



90° ELBOW VERTICAL SUPPORT FOR STUD LINE LH

Code	Description
AX20	Satin
AX20AI	Almond Ivory
AX20W	White





GRAB RAIL SUPPORT

Code	Description
AX22	Satin
AX22AI	Almond Ivory
AX22W	White



SLIDING UNDERSLUNG SUPPORT

Code	Description
AX24	Satin
AX24AI	Almond Ivory
AX24W	White



SLIDING OFFSET SUPPORT

Code	Description
AX39	Satin



90° EXTERNAL CORNER SUPPORT BEND FACING POST

Code	Description
AX30	Satin



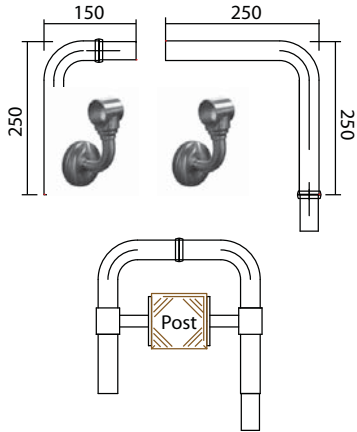
90° INTERNAL CORNER SUPPORT BEND AWAY FROM POST

Code	Description
AX31	Satin




90° BEND TOP OF POST

Code	Description
AX44	Satin



ADJUSTABLE RETURN RAMP HANDRAIL

Code	Description
AX45	Satin



180° RAMP RETURN ENDS

Code	Description	Finish
AX43.1500	1500mm	Satin
AX43.500	500mm	Satin



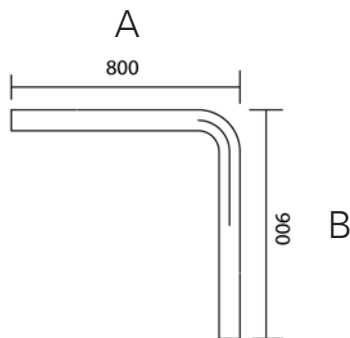
4° BEND

Code	Description	Finish
AX41	Suits 1:14 Degrees Ramp Slope	Satin



32MM TUBE - SWAGED ON ONE END

Code	Description	Finish
AX1001	32mm x 1000mm	Satin
AX2001	32mm x 2000mm	Satin



32MM TUBE - 90° BEND

Code	Description	Finish
AX8090	Standard Size A=800 B=900	Satin
	To Order Specify Size A & B	



CONNECTA WITH 32MM TUBE

Code	Description
AX1000CL	Connecta with 1000mm Tube
AX1500CL	Connecta with 1500mm Tube
	Registered Design 14407/2012
	Further Reference Pg 42



32MM PLASTIC TUBE INSERT

Code	Description
AP32	Black Plastic




32MM PLASTIC DOME HEAD

Code	Description
AP33	Black Plastic




SLIDING OFFSET SUPPORT BRACKET

Code	Description
AX39N	Satin




32MM - SATIN

Code	Description
AX1000	32mm x 1000mm Stainless Steel
AX2000	32mm x 2000mm Stainless Steel




32MM - FIRM GRIP / ANTI SLIP

Code	Description
AX1000F	32mm x 1000mm Stainless Steel
AX2000F	32mm x 2000mm Stainless Steel



32MM - POWDER COATED - ALMOND IVORY

Code	Description
AX1000AI	32mm x 1000mm Aluminium
AX2000AI	32mm x 2000mm Aluminium



32MM - POWDER COATED - ALMOND IVORY RIPPLE

Code	Description
AX1000AIR	32mm x 1000mm Aluminium
AX2000AIR	32mm x 2000mm Aluminium



32MM - POWDER COATED - WHITE

Code	Description
AX1000W	32mm x 1000mm Aluminium
AX2000W	32mm x 2000mm Aluminium



32MM - POWDER COATED - WHITE RIPPLE

Code	Description
AX1000WR	32mm x 1000mm Aluminium
AX2000WR	32mm x 2000mm Aluminium



32MM SWAGED ON ONE END - SATIN

Code	Description
AX1001	32mm x 1000mm Stainless Steel
AX2001	32mm x 2000mm Stainless Steel